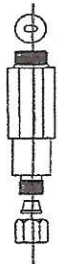
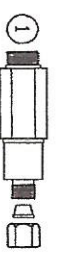
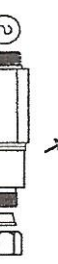


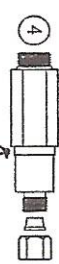
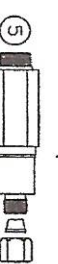



Special Equipment for Transport and Industry

METER SIZES

Doseurs + verheidig Meters + tubreant tubing Doser-ventille + Fetteitung	Omschrijving Description Umzeichnung	Specificatie Specification Spezifikation	Artikel nr. Part nr. Teilnr.
	#- speciale bestelling - special order - - Sanderbestelling -	No: 0 # 0,01 cm <sup>3</sup> Type I	07-040-006
	doseur + o-ring + wartelmoer + slijring- meter + o-ring + sleeve nut + locking ring - Doser-ventil + O-Ring + Überwurfmutter + Klemmring.	No. 1 0,05 cm <sup>3</sup> Type I Type II	07-040-007 07-040-0070
		No. 2 0,1 cm <sup>3</sup> Type I Type II	07-040-008 07-040-0080
	Type I: Steekselmaat wartelmoer: 11 m/m Wrench dimension sleeve nut: 11 m/m Steckschlüsselgröße Überwurfmutter: 11 m/m	No. 3 0,15 cm <sup>3</sup> Type I Type II	07-040-009 07-040-0090
	vervangen door: <del>Type I</del> replaced by Type II	No. 4 0,2 cm <sup>3</sup> Type I Type II	07-040-010 07-040-0100
	Type II: Steekselmaat wartelmoer: 12 m/m Wrench dimension sleeve nut: 12 m/m Steckschlüsselgröße Überwurfmutter: 12 m/m ✓	No. 5 0,25 cm <sup>3</sup> Type I Type II	07-040-011 07-040-0110
		No. 8 0,4 cm <sup>3</sup> Type I Type II	07-040-014 07-040-0140
		No. 9 0,8 cm <sup>3</sup> Type I Type II	07-040-025 07-040-0250

To distinguish meters, look at this point.  
 Code stamped on the meters is a batch number.